



# 4-H Online 2.0 Animal Entry Guide

## Goat Projects (Breeding, Market, Dairy, Fiber and Utility)

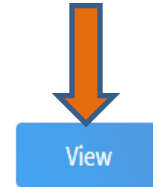
*\*Note: For 4-H Members 8 and above*

### Log into 4-H Online

- Use your family email and password [co.4honline.com](http://co.4honline.com)

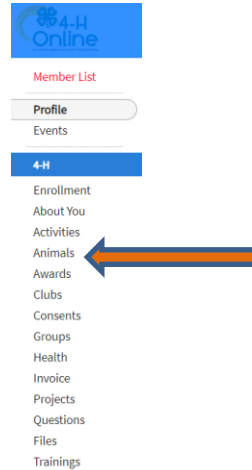
### Click “View”, next to Member’s Name

Tucker Jeter #221671  
Sep 18, 2010

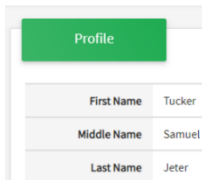


### Locating ‘Animals’

- **Desktop**, select “Animals” from the left side navigation



- **Smart Phone or Tablet**, click on the 3 bars in the top left corner



With either option, this will bring up a drop down list to begin adding Animals.



## Adding an Animal

- Click "Add an Animal"

Add an Animal

Animals

Add an Animal

Add New Animal

Adding a new animal not previously registered can be done here.

Add New Animal

Previously Added Animals

Animals that have been added and approved by the member or a family member in a previous program year and can be re-activated for the current program year.

Then select "Add New Animal"

- Select Goat Market, Goat- Meat Breeding, Goat- Dairy Breeding, Goat-Fiber or Goat- Utility from the drop down. **REQUIRED:** Enter **Tag OR Tattoo** Number. **NOTE: Required Field is different between breeding or market animals. If an animal does not a county number enter 000.** Click "Save"

New Animal

Animal Type *required*

Goat - Meat Breeding

tattoo *required*

00000

New Animal

Animal Type *required*

Goat - Utility

tag *required*

00000

Cancel Save

- Next, click "Show Questions"

**Animal Entry is open for the current enrollment year.** - Is all information complete? Check all county animal entry deadlines.

**READ All County instructions for each animal species as county requirements vary.**

Show Questions

Back Next

- For Market Goat, Breeding Goat, Fiber Goat or Utility Goat was weighed in at an official tag in/weigh in use that weight, enter the beginning weight of the animal. Otherwise use the weight of the animal at the time you purchased or if home-raised, when it was born. Enter, if applicable for the animal.

Animal Birthdate

Choose a date

Enter the Animal Birth Date

Beginning Weight

Initial Beef Weigh-in weight

Birth Weight

Enter initial weight when born or purchased.

- Choose the breed from the drop down box. Choose \*Other/Cross Breed or Mixed Breed. You can only choose **one** breed.

Breed

Enter the Breed Information. If Breed not listed or is Mixed Breed, select "Other/CrossBred" - Only select 1 Breed.



- Enter any distinguishing colors or markings.

Colors And Markings

Provide any specific animal colors and/or markings.

- Add Premises ID or Location ID, if applicable in your county.

NAIS Premises ID

Premises/Location ID, if applicable in your county.

- Enter the Scrapie Flock ID, if applicable.

Scrapie Flock ID

ScrapieFlockID

- Select the animal gender from the drop down box.

Animal Gender

- **The tag OR tattoo number entered on the first screen will carry over to this screen.** Please verify that they tag number is correct for the animal entered above.

Tag *required*

Enter County Tag Number, if no tag number enter 0 (Or Tattoo if used by your County)

Tattoo *required*

Enter County Tattoo or Tag Number, if no tag number enter 0 or unique identifier

Back

Next





- Click “Next”, continue with the “File Uploads” that are required by your local county extension office. These will vary by county and species. **Please follow your county guidelines.**

Goat - Utility, Member (Photo 1)    Goat - Utility, Member (Photo 2)    Goat - Utility, Member (Photo 3)

No Image Selected

Upload

No Image Selected

Upload

No Image Selected

Upload

---

Goat - Utility, Member (Photo 4)    County Use Form (Goat - Utility, Member)    Goat - Utility (Registration Papers)

No Image Selected

Upload

PDF  
No File Uploaded

Upload

PDF  
No File Uploaded

Upload

- Confirm all information, Click ‘submit’

Questions

Files

Confirm

Animal

- County Extension staff, will review all information. If more is needed, members can edit. Once “Approved” by your local county extension office an email will be sent to your family account (example below) A time and date stamp for each animal.



Your animal submission for [redacted] in 4-H has been approved.

Animal - Submitted  
 Created on Feb 4, 2021 5:29 PM  
 Modified on Feb 4, 2021 5:48 PM  
 Submitted on Feb 4, 2021 5:48 PM



Questions, please contact your [local extension staff](#).